

Forbes Marshall

SEMBCORP ENERGY INDIA LIMITED-old name ThermalPCIL

Painampuram, Nelaturu villages Muthukuru Mandal SPSR Nellore District AP, Nellore, Andhra Pradesh-524344, Nelaturu, NELLORE. ANDHRA PRADESH - 524344

Station Report

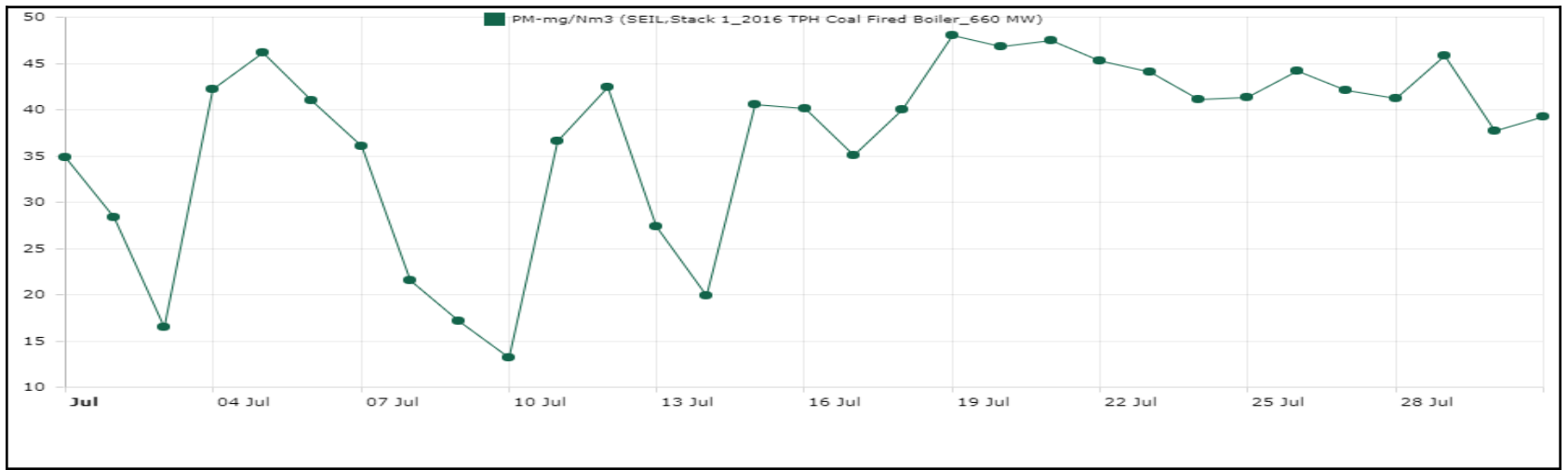
Station: Stack 1_2016 TPH Coal Fired

From : 01-07-2020 00:00:00

To : 31-07-2020 23:59:59

Interval : Daily

Function : Average



Flag legends: < - Average with less data, C - Calibration mode, M - Maintenance mode, S - Data under scrutiny, B - Bad data, H - High permissible limit crossed, L - Low permissible limit crossed, P - Processed Data, V - Corrected Data, D - Delayed Data, R - Analyzer drift

Calender	PM Avg				
Units	mg/Nm3				
Range	0 - 50				
01-07-2020 00:00:00	34.83 H				
02-07-2020 00:00:00	28.39				
03-07-2020 00:00:00	16.45 H				
04-07-2020 00:00:00	42.25 H				
05-07-2020 00:00:00	46.10 H				

Calender	PM Avg					
Units	mg/Nm3					
Range	0 - 50					
06-07-2020 00:00:00	40.94 H					
07-07-2020 00:00:00	36.00 H					
08-07-2020 00:00:00	21.50 H					
09-07-2020 00:00:00	17.14					
10-07-2020 00:00:00	13.18					
11-07-2020 00:00:00	36.63 H					
12-07-2020 00:00:00	42.45 H					
13-07-2020 00:00:00	27.38 H					
14-07-2020 00:00:00	19.86					
15-07-2020 00:00:00	40.50					
16-07-2020 00:00:00	40.14					
17-07-2020 00:00:00	35.10					
18-07-2020 00:00:00	39.99 H					
19-07-2020 00:00:00	47.99 H					
20-07-2020 00:00:00	46.84					
21-07-2020 00:00:00	47.44 H					
22-07-2020 00:00:00	45.31					
23-07-2020 00:00:00	44.08					
24-07-2020 00:00:00	41.11					
25-07-2020 00:00:00	41.27					
26-07-2020 00:00:00	44.13					
27-07-2020 00:00:00	42.12					

Calender	PM Avg					
Units	mg/Nm3					
Range	0 - 50					
28-07-2020 00:00:00	41.24					
29-07-2020 00:00:00	45.85					
30-07-2020 00:00:00	37.68					
31-07-2020 00:00:00	39.18					

Report Summary

Average	36.87					
Maximum	47.99					
Minimum	13.18					
Std.Deviation	9.90					
Geom.Mean	35.13					
Median	40.50					
Mode	34.83					
Total Active Duration						

Forbes Marshall

SEMBCORP ENERGY INDIA LIMITED-old name ThermalPCIL

Painampuram, Nelaturu villages Muthukuru Mandal SPSR Nellore District AP, Nellore, Andhra Pradesh-524344, Nelaturu, NELLORE. ANDHRA PRADESH - 524344

Station Report

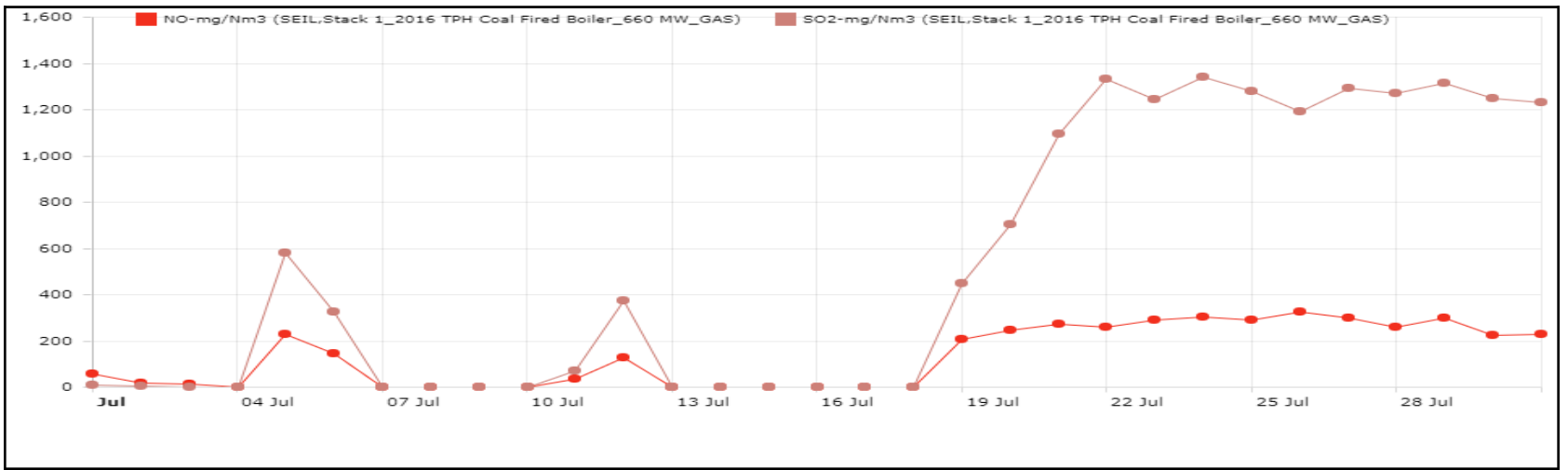
Station: Stack 1_2016 TPH Coal Fired

From : 01-07-2020 00:00:00

To : 31-07-2020 23:59:59

Interval : Daily

Function : Average



Flag legends: < - Average with less data, C - Calibration mode, M - Maintenance mode, S - Data under scrutiny, B - Bad data, H - High permissible limit crossed, L - Low permissible limit crossed, P - Processed Data, V - Corrected Data, D - Delayed Data, R - Analyzer drift

Calender	NO Avg	SO2 Avg				
Units	mg/Nm3	mg/Nm3				
Range						
01-07-2020 00:00:00	58.65 < MC	8.41 < MC				
02-07-2020 00:00:00	17.73 < MC	2.28 < MC				
03-07-2020 00:00:00	11.36 < MC	0.00 < MC				
04-07-2020 00:00:00	0.00 < MC	0.00 < MC				
05-07-2020 00:00:00	230.66 < MC	582.00 < MC				

Calender	NO Avg	SO2 Avg				
Units	mg/Nm3	mg/Nm3				
Range						
06-07-2020 00:00:00	143.29 < MC	326.24 < MC				
07-07-2020 00:00:00	0.00 < MC	0.00 < MC				
08-07-2020 00:00:00	0.00 < MC	0.00 < MC				
09-07-2020 00:00:00	0.00 < MC	0.00 < MC				
10-07-2020 00:00:00	0.00 < MC	0.00 < MC				
11-07-2020 00:00:00	33.23 < MC	71.79 < MC				
12-07-2020 00:00:00	127.58 < MC	375.24 < MC				
13-07-2020 00:00:00	0.48 < MC	0.64 < MC				
14-07-2020 00:00:00	0.00 < MC	0.00 < MC				
15-07-2020 00:00:00	0.00 < MC	0.00 < MC				
16-07-2020 00:00:00	0.00 < MC	0.00 < MC				
17-07-2020 00:00:00	0.00 < MC	0.00 < MC				
18-07-2020 00:00:00	0.00 < M	0.00 < M				
19-07-2020 00:00:00	206.38 < MC	446.60 < MC				
20-07-2020 00:00:00	244.34 < MC	702.86 < MC				
21-07-2020 00:00:00	271.68 < MC	1094.65 < MC				
22-07-2020 00:00:00	261.18 < MC	1333.34 < MC				
23-07-2020 00:00:00	288.14 < MC	1244.21 < MC				
24-07-2020 00:00:00	305.28 < MC	1341.45 < MC				
25-07-2020 00:00:00	288.25 MC	1281.09 MC				
26-07-2020 00:00:00	325.28 < MC	1191.78 < MC				
27-07-2020 00:00:00	296.90 < MC	1291.59 < MC				

Calender	NO Avg	SO2 Avg				
Units	mg/Nm3	mg/Nm3				
Range						
28-07-2020 00:00:00	258.64 < MC	1269.17 < MC				
29-07-2020 00:00:00	298.41 < MC	1312.77 < MC				
30-07-2020 00:00:00	225.89 < MC	1246.24 < MC				
31-07-2020 00:00:00	226.54 < MC	1231.59 < MC				

Report Summary

Average	132.90	527.55				
Maximum	325.28	1341.45				
Minimum	0.00	0.00				
Std.Deviation	129.53	580.65				
Geom.Mean	117.08	193.44				
Median	127.58	326.24				
Mode	0.00	0.00				
Total Active Duration						

Forbes Marshall

SEMBCORP ENERGY INDIA LIMITED-old name ThermalPCIL

Painampuram, Nelaturu villages Muthukuru Mandal SPSR Nellore District AP, Nellore, Andhra Pradesh-524344, Nelaturu, NELLORE. ANDHRA PRADESH - 524344

Station Report

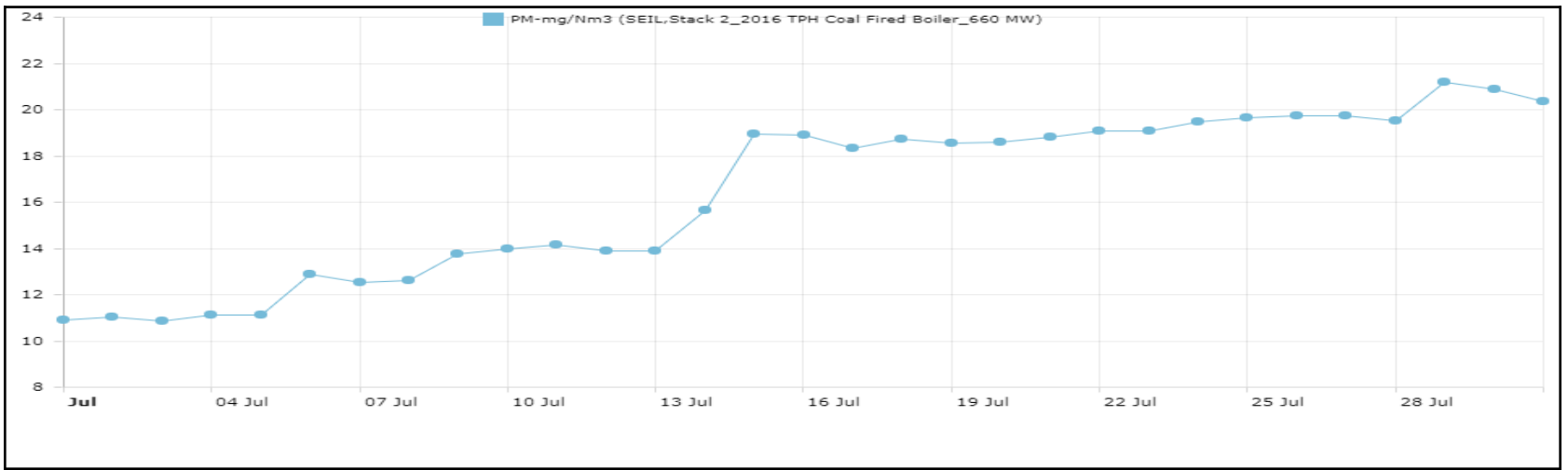
Station: Stack 2_2016 TPH Coal Fired

From : 01-07-2020 00:00:00

To : 31-07-2020 23:59:59

Interval : Daily

Function : Average



Flag legends: < - Average with less data, C - Calibration mode, M - Maintenance mode, S - Data under scrutiny, B - Bad data, H - High permissible limit crossed, L - Low permissible limit crossed, P - Processed Data, V - Corrected Data, D - Delayed Data, R - Analyzer drift

Calender	PM Avg				
Units	mg/Nm3				
Range	0 - 50				
01-07-2020 00:00:00	10.92 P				
02-07-2020 00:00:00	11.04 P				
03-07-2020 00:00:00	10.84 P				
04-07-2020 00:00:00	11.11 P				
05-07-2020 00:00:00	11.14 P				

Calender	PM Avg					
Units	mg/Nm3					
Range	0 - 50					
06-07-2020 00:00:00	12.87 P					
07-07-2020 00:00:00	12.52 P					
08-07-2020 00:00:00	12.62 P					
09-07-2020 00:00:00	13.74 P					
10-07-2020 00:00:00	14.00 P					
11-07-2020 00:00:00	14.16 P					
12-07-2020 00:00:00	13.89 P					
13-07-2020 00:00:00	13.91 P					
14-07-2020 00:00:00	15.65 P					
15-07-2020 00:00:00	18.93 P					
16-07-2020 00:00:00	18.90 P					
17-07-2020 00:00:00	18.35 P					
18-07-2020 00:00:00	18.73 P					
19-07-2020 00:00:00	18.54 P					
20-07-2020 00:00:00	18.58 P					
21-07-2020 00:00:00	18.80 P					
22-07-2020 00:00:00	19.07 P					
23-07-2020 00:00:00	19.09 P					
24-07-2020 00:00:00	19.49 P					
25-07-2020 00:00:00	19.63 P					
26-07-2020 00:00:00	19.75 P					
27-07-2020 00:00:00	19.72 P					

Calender	PM Avg					
Units	mg/Nm3					
Range	0 - 50					
28-07-2020 00:00:00	19.52 P					
29-07-2020 00:00:00	21.20 P					
30-07-2020 00:00:00	20.88 P					
31-07-2020 00:00:00	20.34 P					

Report Summary

Average	16.38					
Maximum	21.20					
Minimum	10.84					
Std.Deviation	3.56					
Geom.Mean	15.98					
Median	18.54					
Mode	14.16					
Total Active Duration						

Forbes Marshall

SEMBCORP ENERGY INDIA LIMITED-old name ThermalPCIL

Painampuram, Nelaturu villages Muthukuru Mandal SPSR Nellore District AP, Nellore, Andhra Pradesh-524344, Nelaturu, NELLORE. ANDHRA PRADESH - 524344

Station Report

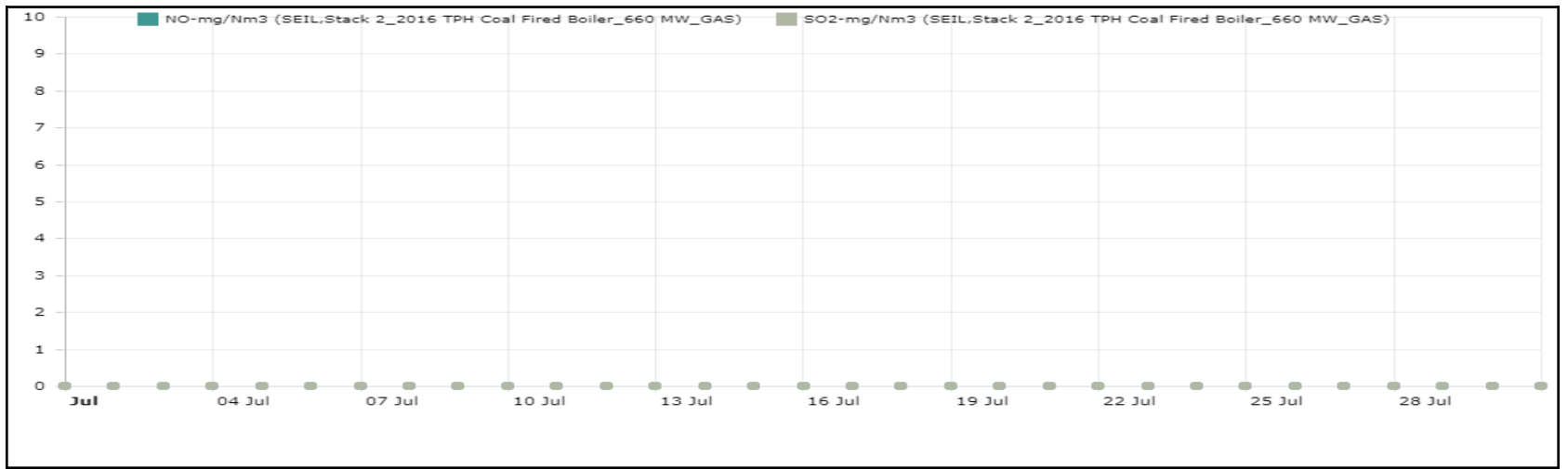
Station: Stack 2_2016 TPH Coal Fired

From : 01-07-2020 00:00:00

To : 31-07-2020 23:59:59

Interval : Daily

Function : Average



Flag legends: < - Average with less data, C - Calibration mode, M - Maintenance mode, S - Data under scrutiny, B - Bad data, H - High permissible limit crossed, L - Low permissible limit crossed, P - Processed Data, V - Corrected Data, D - Delayed Data, R - Analyzer drift

Calender	NO Avg	SO2 Avg				
Units	mg/Nm3	mg/Nm3				
Range						
01-07-2020 00:00:00	0.00 MC	0.00 MC				
02-07-2020 00:00:00	0.00 < MC	0.00 < MC				
03-07-2020 00:00:00	0.00 MC	0.00 MC				
04-07-2020 00:00:00	0.00 MC	0.00 MC				
05-07-2020 00:00:00	0.00 < MC	0.00 < MC				

Calender	NO Avg	SO2 Avg				
Units	mg/Nm3	mg/Nm3				
Range						
06-07-2020 00:00:00	0.00 MC	0.00 MC				
07-07-2020 00:00:00	0.00 MC	0.00 MC				
08-07-2020 00:00:00	0.00 MC	0.00 MC				
09-07-2020 00:00:00	0.00 < MC	0.00 < MC				
10-07-2020 00:00:00	0.00 MC	0.00 MC				
11-07-2020 00:00:00	0.00 MC	0.00 MC				
12-07-2020 00:00:00	0.00 MC	0.00 MC				
13-07-2020 00:00:00	0.00 < MC	0.00 < MC				
14-07-2020 00:00:00	0.00 < MC	0.00 < MC				
15-07-2020 00:00:00	0.00 < MC	0.00 < MC				
16-07-2020 00:00:00	0.00 < MC	0.00 < MC				
17-07-2020 00:00:00	0.00 < MC	0.00 < MC				
18-07-2020 00:00:00	0.00 < MC	0.00 < MC				
19-07-2020 00:00:00	0.00 < MC	0.00 < MC				
20-07-2020 00:00:00	0.00 < MC	0.00 < MC				
21-07-2020 00:00:00	0.00 < MC	0.00 < MC				
22-07-2020 00:00:00	0.00 < MC	0.00 < MC				
23-07-2020 00:00:00	0.00 < MC	0.00 < MC				
24-07-2020 00:00:00	0.00 < MC	0.00 < MC				
25-07-2020 00:00:00	0.00 MC	0.00 MC				
26-07-2020 00:00:00	0.00 < MC	0.00 < MC				
27-07-2020 00:00:00	0.00 MC	0.00 MC				

Calender	NO Avg	SO2 Avg				
Units	mg/Nm3	mg/Nm3				
Range						
28-07-2020 00:00:00	0.00 < MC	0.00 < MC				
29-07-2020 00:00:00	0.00 MC	0.00 MC				
30-07-2020 00:00:00	0.00 MC	0.00 MC				
31-07-2020 00:00:00	0.00 MC	0.00 MC				

Report Summary

Average	0.00	0.00				
Maximum	0.00	0.00				
Minimum	0.00	0.00				
Std.Deviation	0.00	0.00				
Geom.Mean	NaN	NaN				
Median	0.00	0.00				
Mode	0.00	0.00				
Total Active Duration						